

TECHNICAL DATA

COLD PLANER (Stage V / TIER 4f)
BM 500/15-2, BM 600/15-2



Tenical data

Milling Drum

Milling width max	mm	500	600
Milling depth	mm	0 – 210	0 – 210
Milling line space	mm	15	15
Cutting diameter, tools	mm	700	700
Number of Tools	St.	58	64
Milling drum speed	1/min	variable – 115, 130, 145	variable – 115, 130, 145

Drive Train

Engine Manufacturer		Deutz	Deutz
Type		TCD4.1	TCD4.1
Emission level		Stage V / TIER 4f	Stage V / TIER 4f
Cooling		liquid	liquid
Number of Cylinders / Displacement	mm ³	4 / 4000	4 / 4000
Power	kW / hp	105 / 143	105 / 143
Idle at rated Power	min ⁻¹	2.100	2.100
Max Torque	Nm / min ⁻¹	550 / 1.600	550 / 1.600
Fuel consumption / max Torque / rated Power	g / kW	211 / 219	211 / 219
Generator	V / A	28V / 120 A	28V / 120 A
Battery	V / Ah	2 x 12 V / 88 Ah	2 x 12 V / 88 Ah

Driving Characteristics

Transport speed, 3-wheels	km/h	0 – 6	0 – 6
Transport speed, 4-wheels	km/h	0 – 10	0 – 10
Working speed	m/min	0 – 100	0 – 100
Min. milling radius 3- and 4-wheels	mm	245	245

Wheels

Wheel size, rear (Ø x B)	mm	560 x 254	560 x 254
Wheel size, front 3-wheels (Ø x B)	mm	560 x 254	560 x 254
Wheel size, front 4-wheels (Ø x B)	mm	560 x 203	560 x 203

Capacities

Fuel	l	200	200
AdBlue	l	30	30
Water	l	600	600
Hydraulic oil	l	100	100

Loading System

Conveyor width	mm	400	400
Theoretical discharge capacity	m ³ /h	85	85
Discharge height	mm	3.850	3.850

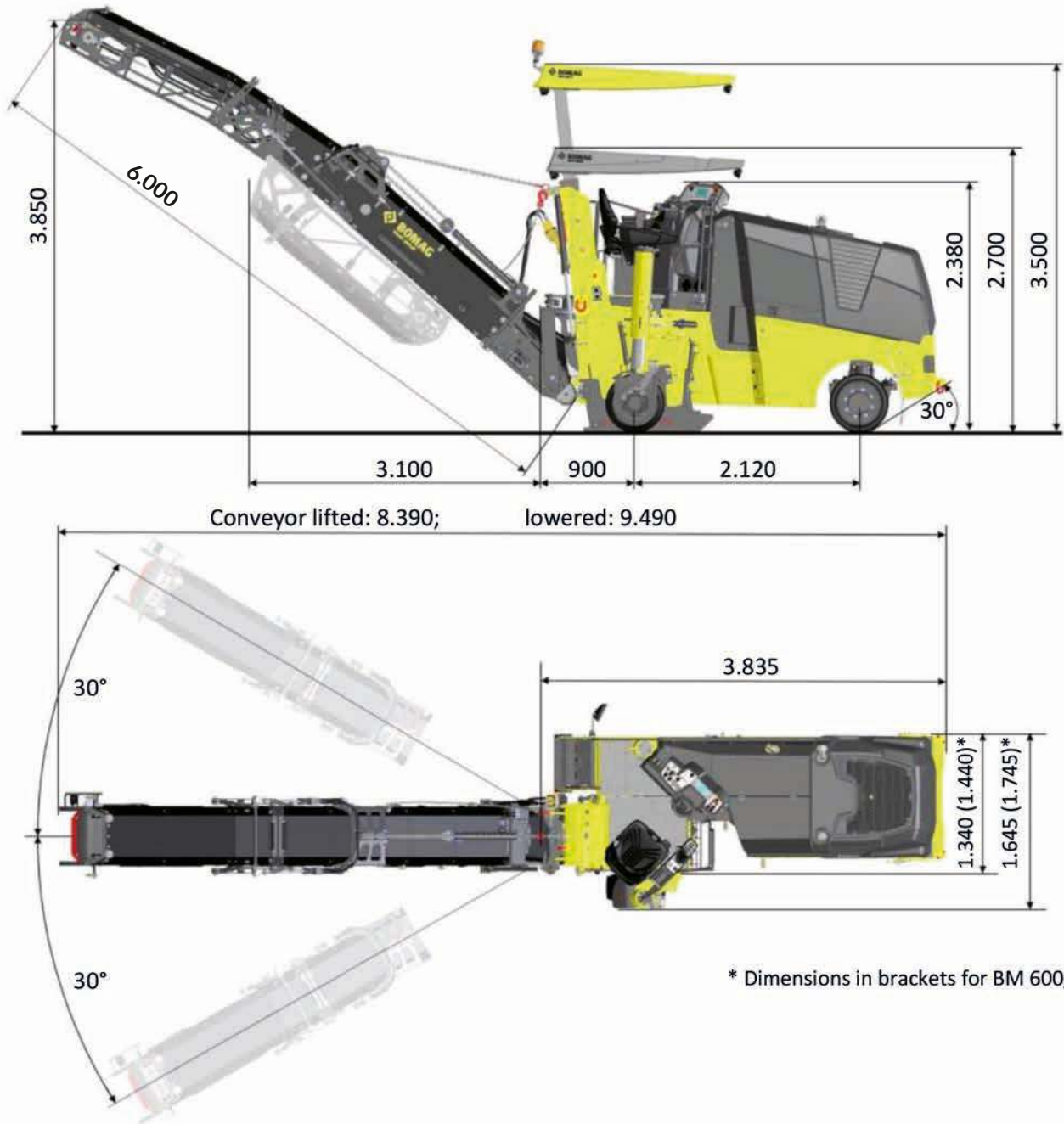
Weights

Max. operating weight (incl. options)	kg	9.000	9.200
Transportweight, incl. fuel & milling-drum	kg	7.300	7.500

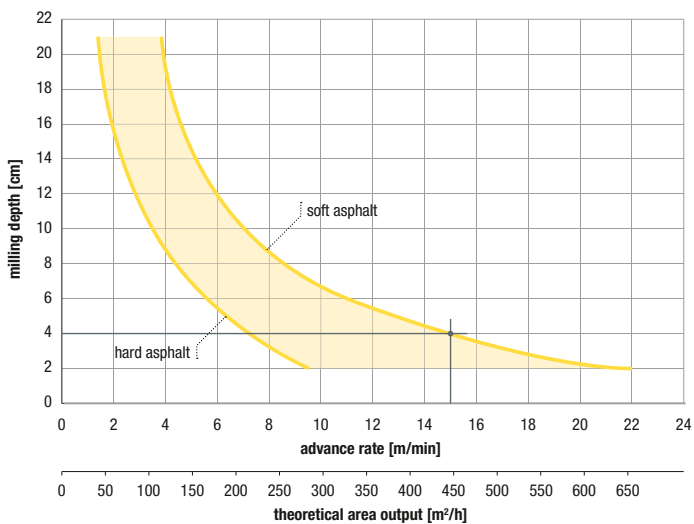
Additional weights for options

Canopy	kg	175	175
Splitted scraper	kg	50	50
Conveyor, long	kg	500	500
Conveyor, long & hydraulic foldable	kg	550	550
Conveyor, short	kg	270	270
Ballast on front wheels (only 4-wheeler)	kg	120	120

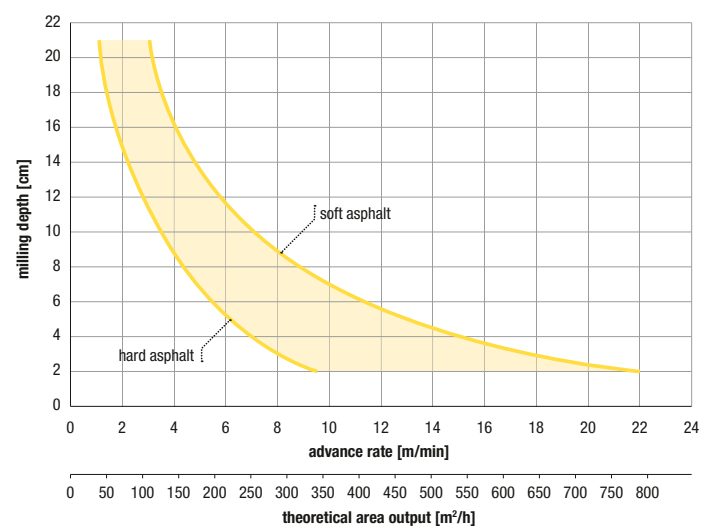
Dimensions [mm]



Milling Power: BM 500/15-2



Milling Power: BM 600/15-2



Standard

Milling technology

- Milling Drum LA15
- 3 Milling Drum speeds
- Proportional adjustable water injection
- Automatic water-saving device
- Wear-free, digital Milling-depth-display
- Proportional Milling-depth-adjustment
- Two proportional speeds for hight-adjustment
- Additional hight-adjustment at joystick for one-hand-operation
- Hydraulically operated side-plates
- Hydraulically operated front mouldboard
- Rear mouldboard with adjustable pre-load-pressure
- Right side-plate for fast Drum-exchange
- Automatic load-control
- Automatic distribution of traction

Drive train

- 3-wheel-drive up to 6 km/h
- 4-wheel-drive up to 10 km/h
- Right rear wheel foldable from operator place
- Variable transport speed
- Variable milling speeds
- Speed-pre-setting with 12 speeds
- Mechanical drum drive

Operation comfort

- Fully vibration-isolated operator-platform
- Comfort-workstation for sitting operation
- 7"-full-graphic-display
- Ergonomic adjustable operator seat
- Spring loaded, 45° slewing angle
- Seat-heating
- Ergonomic adjustable dash-board
- Height- adjustable arm-rest with integrated ergonomic operation panel
- Self-explanatory, well-arranged dashboard
- Large storage at ground level
- All service- and maintenance-points are concentrated on right-hand side
- Hydraulic multi-faster-coupling for conveyor operation

Safety & environmental protection

- Whisper-package for noise elimination
- Liquid cooled engine following latest emission rules
- Two driving lights
- Variable to place working-lights
- Rotary-beacon
- Mirror

- CE-conform safety-package with emergency-stop-switches
- Back-up-alarm
- Vandalism protection

Optional

Basic machine

- Adjustable weather protection roof with plexi-windshields
- Split rear scraper door
- Water-filling pump with wash-down function and hose reel
- Hydraulic hammer connection
- Antifreeze package
- Road lights
- Additional working-light, plug in
- Additional working-light, magnet base
- Special colour
- Bio hydraulic oil
- Ballast
- Fleet-management BOMAG TELEMATIC

Quick-change Milling drums

- Milling drum 600 LA15
- POWER DRUM 600 LA20
- Fine Milling drum 600 LA6
- Milling drum 500 LA15
- POWER DRUM 500 LA20
- Fine Milling drum 500 LA6
- Fine Milling drum 400 LA6
- Milling drum 400 LA14
- Milling drum 300 LA14
- Drain trench drum
- Cutting wheel

Loading-system

- Conveyor, long
- Conveyor, long & hydr. foldable
- Conveyor, short

Automatic Levelling systems

- Levelling Basic, 7"Full-graphic-display, controller, 2x sidedoors
- Levelling Advanced 1, slope sensor
- Levelling Advanced 2, Sonic Ski with 3 arms

