


3300

The World's Most Intelligent Multi-Application Paver

Designed for
Right-Side and
Left-Side Pour



The Worldwide Leader in Concrete Paving Technology

3300 Slipform Paver

- The world's most intelligent multi-application paver.
 - Smart Front Pivot Arms for leg positioning reference for G+® control.
 - Smart Power-Slide on rear leg for positioning reference for G+ control.
 - Extreme Steering capabilities with rotary-sensored slew drives.
 - Smart Leg Positioning and Smart Steering provide correct steering angles through a radius.
 - Sensored Radial Steering on all tracks for automatic directional control.
 - Smart Telescoping Mold mounting system for reference to G+ control for repeatable mold offset.
 - G+ Connect™ for 3D guidance systems and accessories.
- Designed for right-side and left-side pour.
 - Symmetrical configuration for paving on either side.
 - U-shaped operator's platform for right-side and left-side operation and ultimate operator visibility.
 - Sliding console for operating off either side and locks out of sight when not in use.
 - A 17 foot (5.18m) auger or a 20 foot (6.1 m) folding conveyor for loading the hopper.
 - The folding conveyor reduces transport length.
- Load-sensed hydraulics for maximum performance and optimized for fuel efficiency.
- GOMACO's Hook-and-Go mold mounting system for quick mold changes.
- All-Track Steering for tight radius work and job-site mobility.
- Tier 4 ready.
- G+ quiet running technology.
- Isolated operator's platform for operator comfort.
- Sideshifting trimmerhead and mold.
- Vertical adjusting trimmerhead and mold.



This 3300 is equipped with a charging auger to move the concrete to the mold. The auger is equipped with vibration at the end of the hopper allowing concrete build-up to release from the safety guard. The vibration is manually activated to release the concrete.



This GOMACO 3300 is slipforming curb and gutter in Belgium. This machine is equipped with the folding conveyor to move the concrete to the hopper. The folding conveyor features four-way hydraulic positioning, for loading the hopper on the right-side or the left-side.

This 3300 is slipforming curb and gutter on the right-side and using 3D machine guidance.



CG-071610-D10



CG-111625-D12

The GOMACO 3300 features a sideshifting trimmerhead and mold. The front legs feature smart pivot arms for leg positioning reference for G+ control.

The GOMACO 3300 is designed for right-side and left-side pours. The U-shaped operator's platform and sliding console allow for optimum visibility and control when paving in either direction.



CG-111619-D2

G+® Controls – Designed For Concrete Paving

***It is now the technology that pulls everything together...
G+ is the center that Connects all of the resources.***

Once you experience G+ controls, you won't be satisfied with anything else. It's a control system that is both easy to learn and easy to operate. G+ expresses itself in easy to understand international icons and full script explanations. It operates in all the major languages of the world and in imperial or the metric system. It has a lightning-fast processing speed and features two-way communications between the accessories and G+. Its instant digital feedback combined with the tight closed-loop electronic and hydraulic control creates a G+ experience that is smooth, efficient, and accurate. There is nothing on the market that can compare, because G+ is a proprietary system that was designed by our in-house control experts incorporating what we have learned from decades of experience in the field, and from what we have learned from you, our customer.

- Machine operation is simple.
- Machine response is fast.
- Troubleshooting is pinpointed, quick, and easy.
- Fault history available.



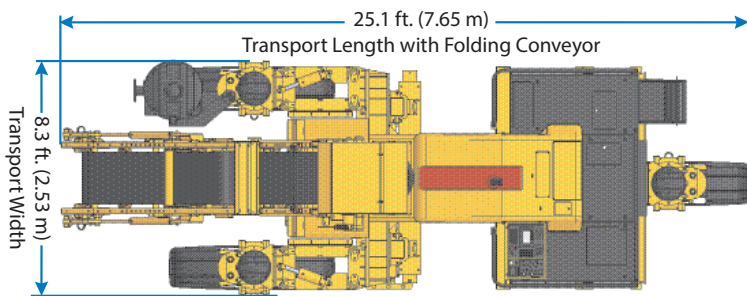
The exclusive GOMACO G+ control system features self-diagnostics for grade and steering. It features new and easy-to-operate hardware with steering and travel dials. The elevation jog buttons, located to the left of the display screen, are used to manually change the elevation of the leg when the control loop is set to manual mode. The steering jog buttons, located above the display screen, are used to manually change the steer direction of the tracks when the control loop is in manual mode. Control dials are used for manual steering and travel. The G+ travel dial turns to adjust travel speed in one percent increments, and ramps up or down with smooth, precise speed control. This feature is ideal for controlling the smooth travel speed necessary for slipform paving. The paver can be turned left or right with the G+ steering dial as it is moved in the manual travel mode.

A flat-panel 6.5 inch (165 mm) anti-glare display screen is provided with sensor-controlled backlight levels for superior visibility in all operating conditions. The screen is rugged and shock resistant in its construction to protect against dust, moisture, and rain. G+ provides a full color display on the control panel to illustrate the various aspects of the paver for set up and operation. A "run" screen on the control panel illustrates the various aspects of the paver. It includes leg position, paving speed and percentage of drive, steering, travel information, grade information, deviation meters, and more. Newly designed icons and color graphics make it easy to understand and easy to identify the targeted functions. G+ receives a track speed reading from pulse pickups in the track motors to give you real time feet (meters) per minute and total linear footage (meters). G+ controls feature a detailed fault history with the time stamp, date, and information to track when each fault occurred. GOMACO's G+ control system has been proven around the world.

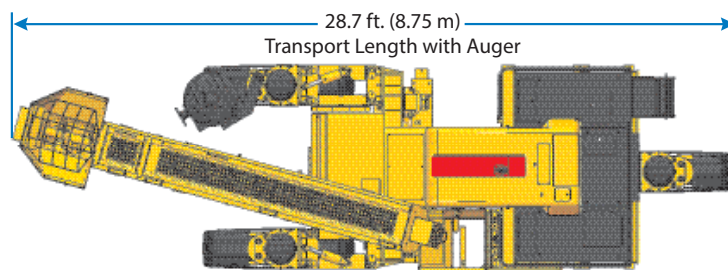
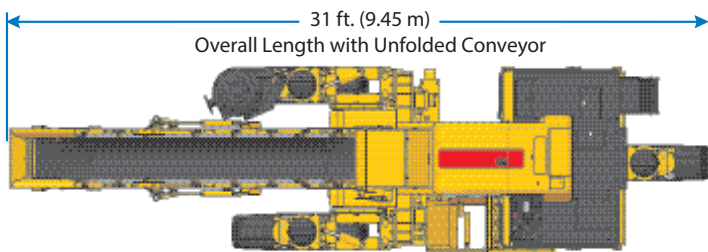
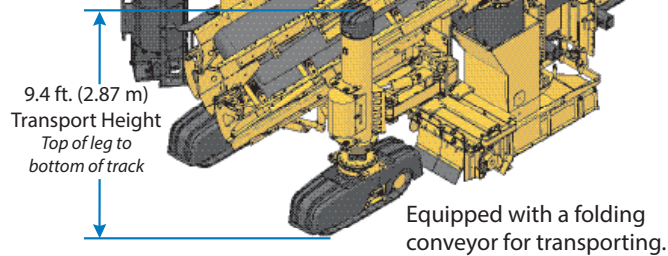


This 3300 is slipforming curb and gutter on the left-side. The GOMACO 3300 features smart power-slide on the rear leg for positioning reference for the G+ control.

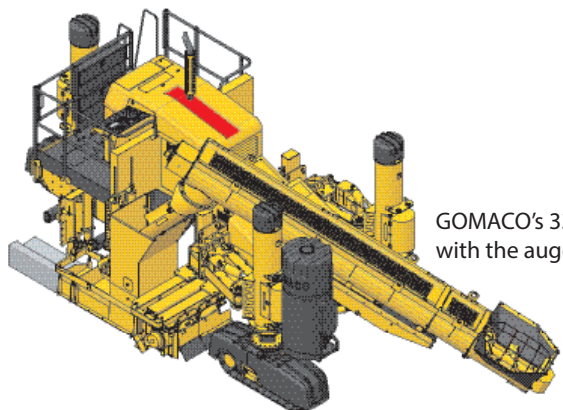
Transport Dimensions



*All dimensions are nominal.

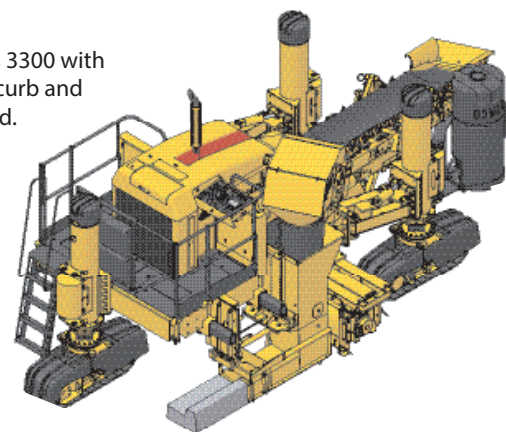


Intelligent Multi-Application Slipform Paver

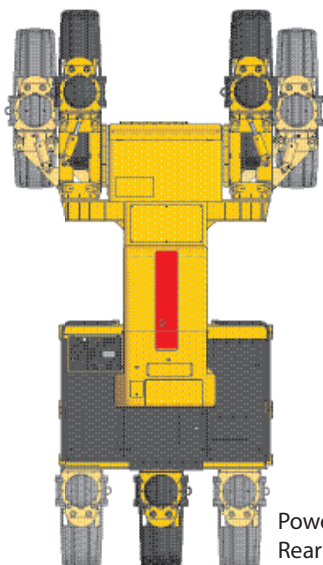


GOMACO's 3300 equipped with the auger.

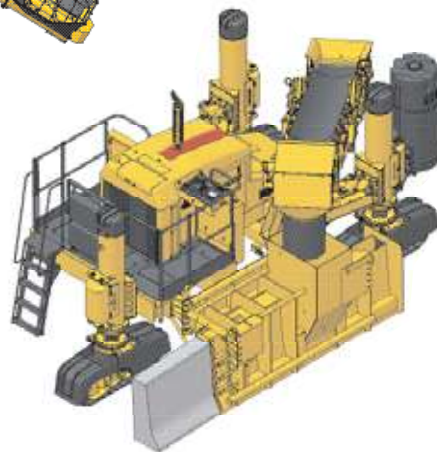
GOMACO's 3300 with right-side curb and gutter mold.



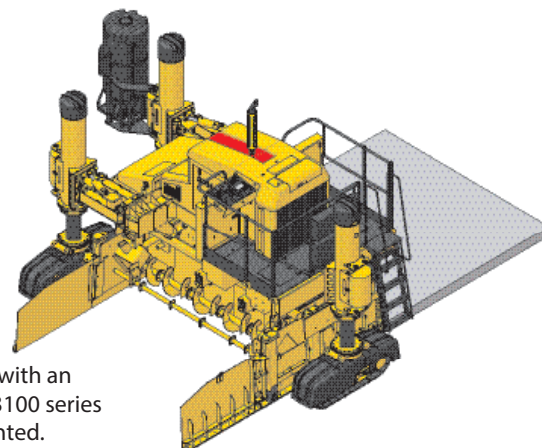
The two front legs are mounted on parallelogram-style pivot arms.



Power-Slide Rear Leg



GOMACO's 3300 with right-side barrier mold.

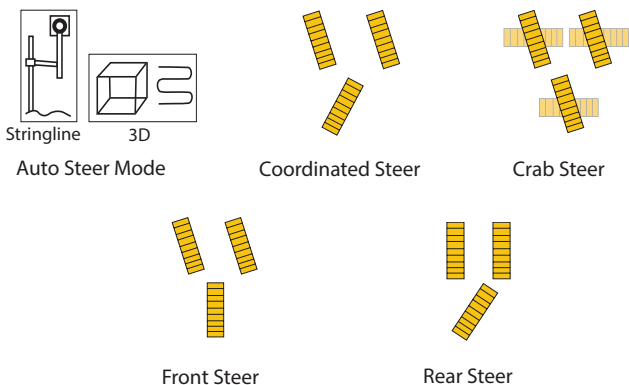


GOMACO's 3300 with an 11 foot (3.35 m) 3100 series mold undermounted.

Designed for Right-Side and Left-Side Pour

- GOMACO U-shaped operator's platform, with vibration isolation.
- Smart Power-Slide rear leg.
- Emergency stop buttons are located at strategic areas around the machine.
- Sliding control console for right-side or left-side operation. The console locks safely away in center position.
- Equipped with GOMACO's exclusive G+® control system.
- Smart sidsifting Hook-and-Go mold.
- GBox mounted on each leg for convenient access to sensor bulkheads and valve overrides.
- Folding conveyor for reducing transport length. Can also be equipped with an auger.
- GOMACO-exclusive trailing stainless steel for a superior finish.
- Sidsifting and vertical lifting trimmerhead and mold.
- Four-way hydraulic positioning allows perfect placement of the conveyor for concrete receiving and delivery to the mold on either side of the 3300.
 1. Pivoting Tilt.
 2. Pivoting Swing.
 3. Longitudinal Slide.
 4. Sidsifting.
- Hydraulic track rotation for Extreme Radial Turning.
- Smart leg positioning with G+ controls.

GOMACO's Selective Steer Controls



The folding conveyor reduces the transport dimensions on the GOMACO 3300.

SH-0216269-D8

Introductory Specifications

ENGINE

Consult for options available.

SERVICE CAPACITIES

Fuel reservoir: 70 gal. (265 L).

Hydraulic oil reservoir: 89 gal. (337 L).

AUTOMATED CONTROL SYSTEM

Type: Electronic-over-hydraulic.

Controls: GOMACO's exclusive G+ control system features self-diagnostics for grade and steering and smart steer controls for paving accuracy and ease in operation. It features multi-language, metric or imperial settings, and a 6.5 in. (165 mm) anti-glare display screen.

Control indicators: Color graphical performance indicators allow operator to monitor control signals for machine guidance on stringline or 3D.

WATER SYSTEM

Type: On-board water system.

Capacity: One 100 gal. (379 L) high-pressure water tank with trigger gun control and adjustable pressure unloader for up to 2000 psi.

SLIPFORM MOLD

Curb and gutter mold: One mold standard up to 24 in. (610 mm) wide.

Optional molds available for curb and gutter, barrier, parapet, and sidewalk.

VIBRATORS

Type: Hydraulically powered, motor-in-head, variable speed, independently controlled, and synchronized with machine movement.

Quantity: Two vibrators and four circuits.

MOLD DRAWBAR AND HOLD-DOWN ASSEMBLY

Hydraulic lift: 18 in. (457 mm) pressure-compensated hydraulic vertical adjustment with 26 in. (660 mm) manual vertical adjustment.

Sideshift: 36 in. (914 mm) maximum hydraulic sideshift.

SUBGRADE TRIMMER (sectionalized)

Sectionalized trimmer: Internal hydraulic drive system and 24 in. (610 mm) diameter trimming wheel.

Trimmer wheel rotation: Upward cut.

Width: 30 in. (762 mm) to 66 in. (1676 mm) sectionalized trimmerhead with hydraulic sideshift capability.

Sideshift distance: 48 in. (1219 mm) maximum hydraulic sideshift.

Hydraulic lift trimmer: 18 in. (457 mm) hydraulic vertical adjustment, with 6 in. (152 mm) manual vertical adjustment.

Direct-drive trimmerhead: Trimmerhead is directly driven with a radial piston hydraulic motor which provides more torque for ample trimming capacity.

AUGER

Drive: Direct drive via radial piston hydraulic motor.

Length: 17 ft. (5.18 m).

Auger Diameter: 16 in. (406 mm).

Auger Speed: Variable up to 88 rpm.

Auger Mount: Features 42 in. (1067 mm) hydraulic slide adjustment with 6 in. (152 mm) hydraulic tilt cylinder and hydraulic pivoting mount (slide and tilt) for negotiating discharge from the ready-mix truck and negotiating grade variations. This allows truck positioning to the front or the side of the machine. Hydraulically powered mount controls conveyor slope.

Wear Surface: Features replaceable auger flight liners.

CONVEYOR

Type: Hydraulically powered, reversible with charging hopper. Pivot mount conveyor with hydraulic lift and positioning.

Length: 20 ft. (6.1 m) folding conveyor with hydraulic lift, shift, and pivot.

Width: 24 in. (610 mm).

Belt speed: Variable up to 254 fpm (77.4 mpm).

Belt wiper: Features segmented blades mounted on individual springs. This allows the blades to conform to the centers of the belt for constant contact without the need for adjustment.

Conveyor mount: Features 42 in. (1067 mm) hydraulic slide adjustment with 6 in. (152 mm) hydraulic tilt cylinder and hydraulic pivoting mount (slide and tilt) for negotiating discharge from the ready-mix truck and negotiating grade variations. This allows truck positioning to the front or the side of the machine. Hydraulically powered mount controls conveyor slope.

Hopper: Designed for more concrete capacity to allow slipforming a complete radius without waiting for concrete delivery.

TRACK SYSTEM

Type: Three hydraulically powered, gear-driven crawler tracks.

Overall track length: 5.1 ft. (1.6 m).

Track pad width: 11.8 in. (300 mm).

Track speed: Variable up to 49.5 fpm (15.1 mpm); auxiliary variable up to 131 fpm (39.93 mpm).

Leg height adjustment: Each track has 36 in. (914 mm) hydraulic adjustment and an additional manual adjustment of 8 in. (203 mm).

Front legs: The two front legs are mounted on parallelogram style pivot arms.

Power-Slide leg for positioning rear track: Hydraulically controlled, allows up to 71 in. (1803 mm) lateral track movement.

SHIPPING DIMENSIONS

Overall length with folded conveyor: 25.1 ft. (7.65 m).

Overall length with unfolded conveyor: 31 ft. (9.45 m).

Overall length without conveyor: 22.3 ft. (6.8 m).

Overall length with auger: 28.7 ft. (8.75 m).

Overall height: 9.4 ft. (2.87 m).

Overall width: 8.3 ft. (2.53 m).

WEIGHT (approximate)

28,000 lbs. (12,701 kg). Weight can vary depending on size of mold and options.

Note: Transport and operational weights and dimensions are variable, depending on machine options.

OPTIONS

- One additional 100 gal. (379 L) high-pressure water tank.
- Guillotine-style curb depressor has a straight blade that enters the face of the curb. Hydraulically powered, for use on curb and gutter molds while slipforming through driveways. Can be changed to other molds if they are slotted and clamped to accept the driveway cutout.
- California-style curb depressor has a curved blade that enters the face of the curb. Hydraulically powered, for use on curb and gutter molds while slipforming through driveways.
- Hydraulic pressure-compensated sideplates.
- Additional vibrators and mounts.
- Additional vibrator circuits and controls.
- Left-hand or right-hand discharge trimmerhead.
- Trimmerhead insert sections of 12 in. (305 mm), 18 in. (457 mm), 24 in. (610 mm), and 30 in. (762 mm) widths are available for trimmerhead width up to 66 in. (1676 mm) maximum.
- Curb and gutter molds will be built to customer specifications. Various mold options are available.
- Polyurethane track pads, 81 pads required.
- Radius wheels for use on radius work, saving time on stringline set-up.
- 3D package for machine guidance.
- Other options are available to customize the machine to accommodate applications and customer needs.



CG-111639-D3

This GOMACO 3300 is slipforming an 18 inch (457 mm) stand-up curb using 3D machine guidance.

Cover Photo: CG-111624-D9

Manufactured under one or more of the following U.S. or foreign patents:
 5,924,817; 5,941,659; 6,099,204; 6,450,048; CA2,211,331; 7,044,680; 7,284,472;
 7,517,171; 7,845,878; 7,850,395; CA2,864,902; CA2,591,177; 8,855,967;
 8,682,622; 9,051,696; 9,180,909; 9,200,414; 9,404,228; 9,428,869; 9,458,581;
 9,464,716; 9,541,195; and patents pending.

GOMACO and G+ are registered trademarks of GOMACO Corporation.

GOMACO Corporation reserves the right to make improvements in design, material, and/or changes in specifications at any time without notice and without incurring any obligation related to such changes. Performance data is based on averages and may vary from machine to machine.

Printed in U.S.A. © 2017 (2 GOMACO Corp.)

Worldwide Headquarters

GOMACO Corporation
 PO Box 151
 Ida Grove, IA USA 51445
 Ph: 1-712-364-3347
 www.gomaco.com
 E-mail: info@gomaco.com

European Headquarters

GOMACO International Ltd.
 Units 14 & 15
 Avenue One, Station Lane
 Witney, Oxon, OX28 4XZ, United Kingdom
 Ph: 44-1993-705100
 E-mail: pavinguk@gomaco.com

-- DESIGNED FOR SAFETY --

The 3300 is carefully designed to give years of dependable and safe service. The emergency stop buttons are on the operator's console and on the corners of the machine, which are easily accessible from the ground level. The machine is equipped with a backup alarm, which is designed to alert personnel around the machine when the tracks are set to operate in reverse. Other safety features include track guards, warning decals, operator horn, an operator's manual, and a safety manual. GOMACO machines are also designed to provide the operator with excellent visibility over the entire paving operation.



The Worldwide Leader in Concrete Paving Technology



GOMACO Corporation's Quality Management System Is ISO 9001 Certified By The American Systems Registrar.

Quality Policy: We Shall Meet Or Exceed Our Customers' Expectations.

